

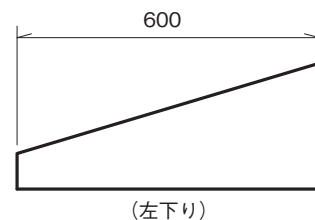
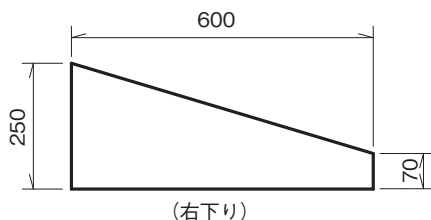
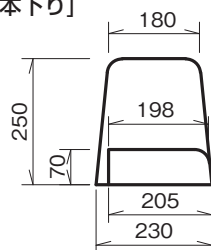
# 両面歩車道境界ブロックB 異形

単位：mm

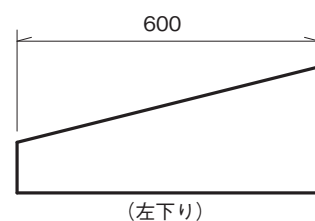
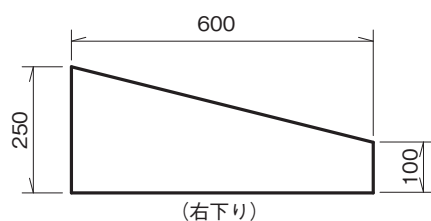
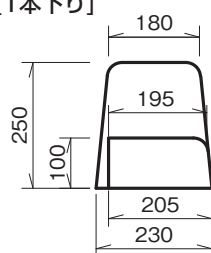
## ■両面歩車道境界ブロックB(JISタイプ) 異形

【異形は車道側から乗入口を見て右側(左下り)・左側(右下り)となります】

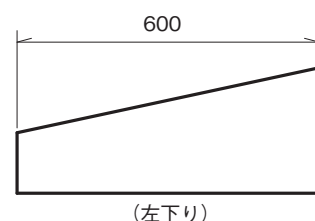
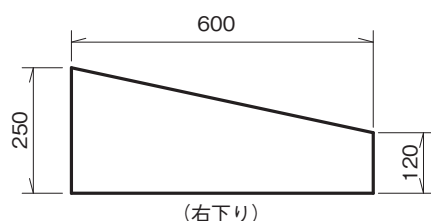
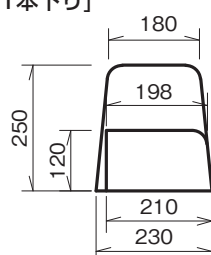
### ■異形7cm (2) [1本下り]



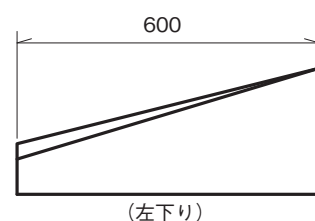
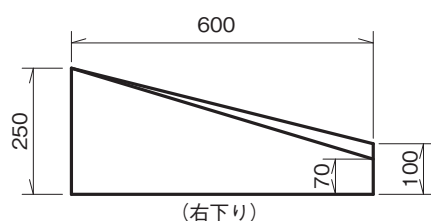
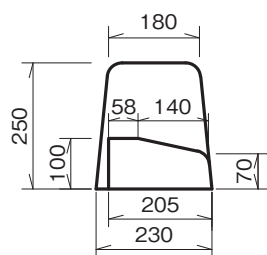
### ■異形10cm (2) [1本下り]



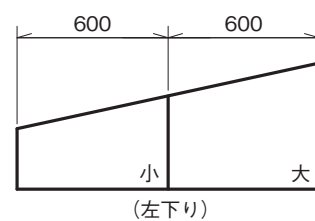
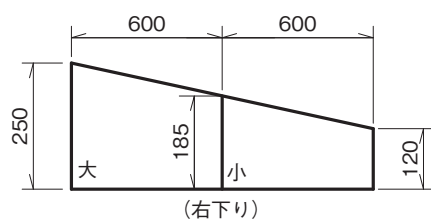
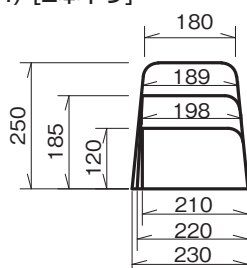
### ■異形12cm (2) [1本下り]



### ■異形7~10cm (2) [1本下り]



### ■異形12cm (4) [2本下り]



### ■異形15cm (4) [2本下り]

