

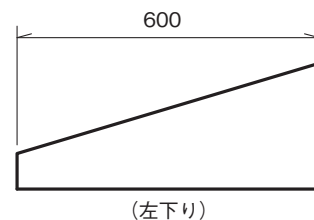
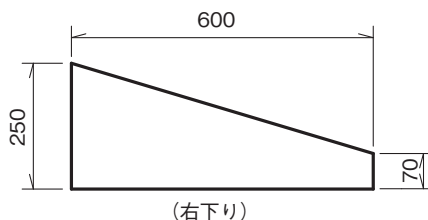
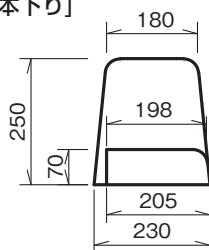
両面歩車道境界ブロックB 異形

単位：mm

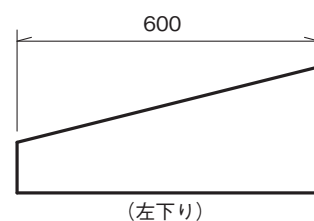
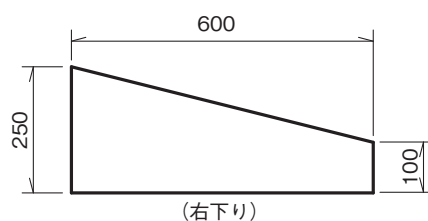
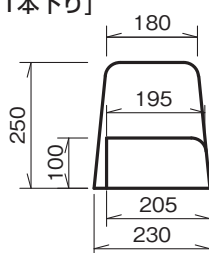
■両面歩車道境界ブロックB (JISタイプ) 異形

【異形は車道側から乗入口を見て右側(左下り)・左側(右下り)となります】

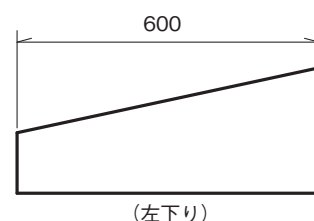
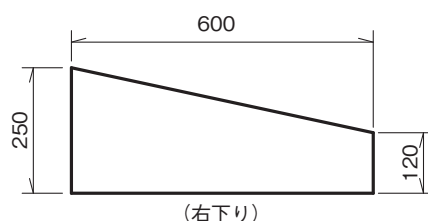
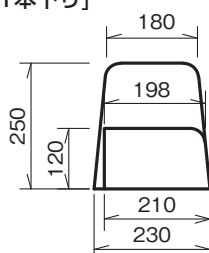
■異形7cm (2) [1本下り]



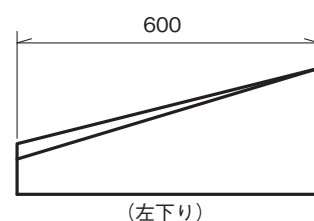
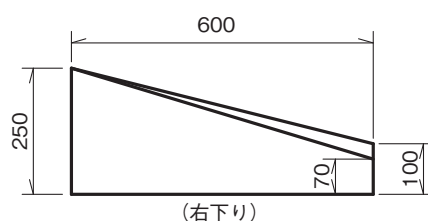
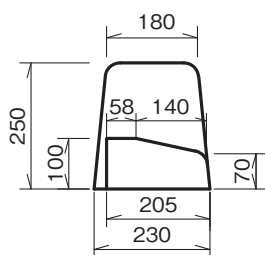
■異形10cm (2) [1本下り]



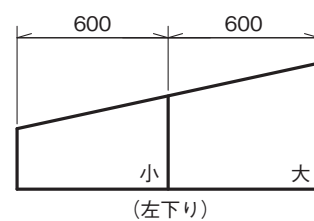
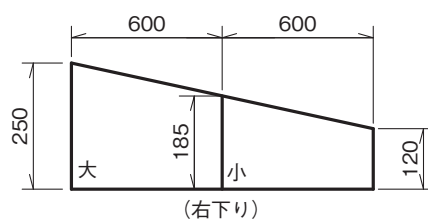
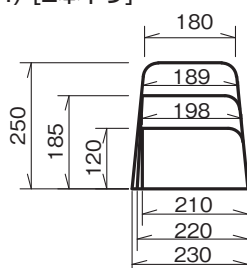
■異形12cm (2) [1本下り]



■異形7~10cm (2) [1本下り]



■異形12cm (4) [2本下り]



■異形15cm (4) [2本下り]

